

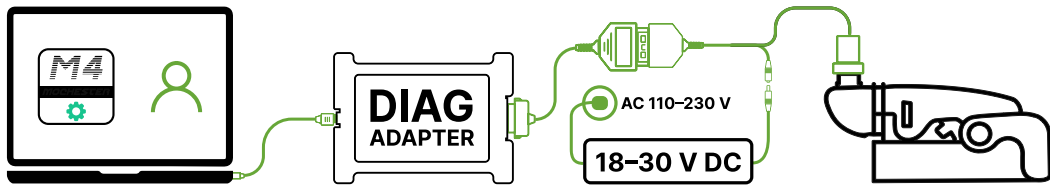
DO NOT USE ON TRUCKS/MACHINES MANUFACTURED BEFORE 2023



SUPPORTED ONLY: BOSCH ECM 4.x

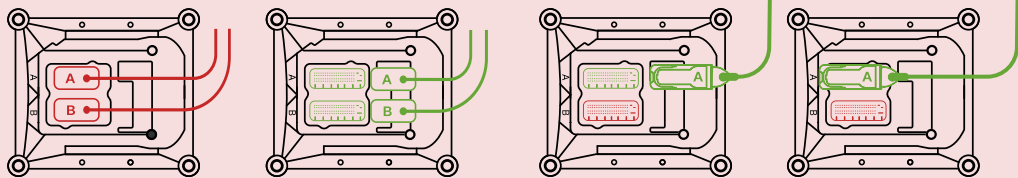


How to connect RAZDOLBOSCH Tuning Adapter



Step 1. How to Tune Your Truck with the RAZDOLBOSCH

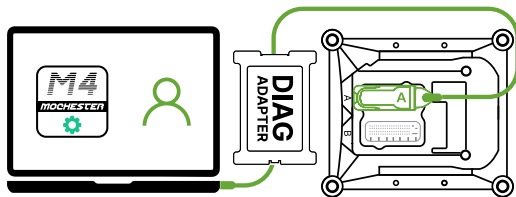
Make sure to **disconnect both harnesses (A, B)** before connecting the RAZDOLBOSCH adapter; otherwise, the **ECM/EMS may be damaged**.



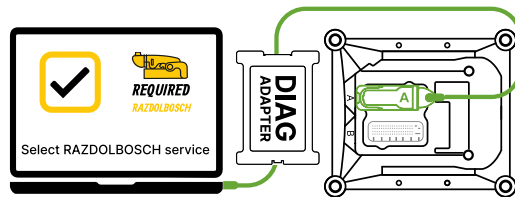
1. Disconnect both harnesses (A, B) from the **ECM/EMS** on your truck.

2. Carefully connect **RAZDOLBOSCH** adapter to the "A" socket on the **ECM/EMS** to avoid bending any pins.

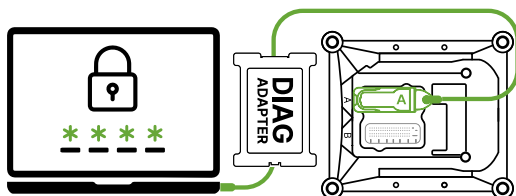
Connect the power cable to the **RAZDOLBOSCH** adapter only after assembling the entire connection circuit. If after connecting the RAZDOLBOSCH adapter, the **ECM/EMS** module does not initialize in the **Mochester App**, reconnect the power cable to the RAZDOLBOSCH adapter.



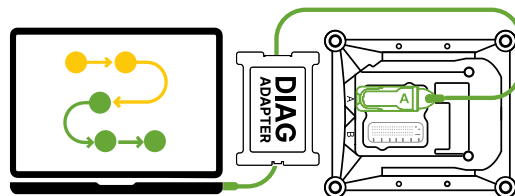
3. Login to your account in the **Mochester App** and make sure the connection to the **ECM/EMS** module is established.



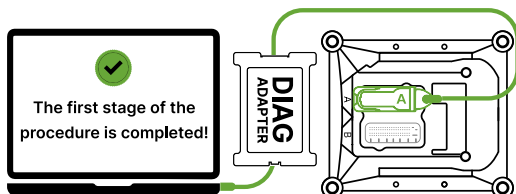
4. Select services requiring the **RAZDOLBOSCH** Adapter.



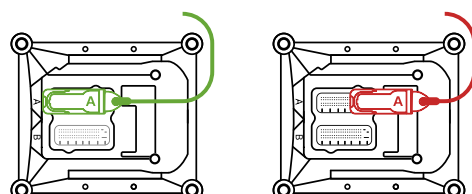
5. Confirm your order with **OTP**.



6. Wait until tuning process is finished.



7. The first stage is completed.



8. Unplug the **RAZDOLBOSCH** from the **ECM/EMS**.

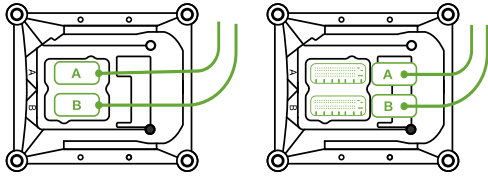
Step 2. How to Tune Your Truck with the RAZDOLBOSCH

AT THIS POINT, RAZDOLBOSCH IS NO LONGER REQUIRED

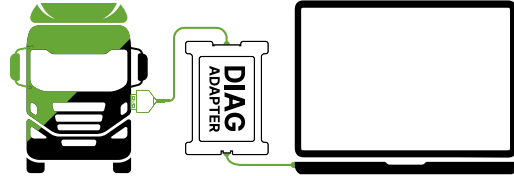
SKIP THIS STEP IF YOU ARE TUNING THE ECM/EMS ON A BENCH AND THE TRUCK IS NOT AVAILABLE

An emission warning message may appear on the dashboard if you skipped. You can proceed with this step any time later using "Contact Helpdesk" option.

TO CONTINUE PROCESSING YOUR ORDER, FOLLOW THE INSTRUCTIONS BELOW



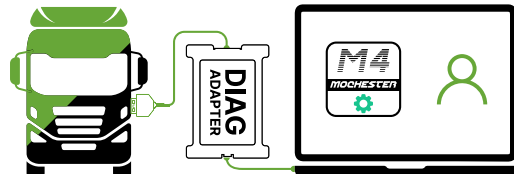
1. Connect both harnesses (A,B) to the **ECM/EMS** module on your truck.



2. Connect **ONLY** the **DIAG ADAPTER** to your laptop and the **OBD** socket in the cab.

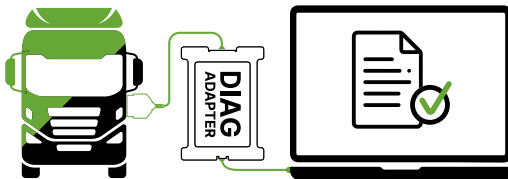


3. Turn the key to the **ON** position to continue order processing.



4. Continue working with the order in the Mochester App.

The order processing will continue **automatically** once the entire **truck/machine** is successfully connected through the **OBD** port.



5. Wait for the order completion report.



6. Enjoy